

Collecting and Analyzing Data for the Multiracial Population in the United States: Research by the U.S. Census Bureau

Nicholas A. Jones, U.S. Census Bureau

**Symposium on Multiple Racial Identities
and What They Mean for Health**

Emory Conference Center, Atlanta, GA | June 8, 2017

The Multiple-Race Population in the United States: Results from the 2010 Census

Census 2000 and 2010 Census
present *first* comparisons
of self-identified
multiple-race population
in the United States

The Two or More Races Population: 2010

2010 Census Briefs

Issued September 2012

C2010BR-13

By
Nicholas A. Jones
and
Jungminha Ballock

INTRODUCTION

Data from the 2010 Census and Census 2000 present information on the population reporting more than one race and enable comparisons of this population from two major data points for the first time in U.S. decennial census history.¹ Overall, the population reporting more than one race grew from about 6.8 million people to 9.0 million people. One of the most effective ways to compare the 2000 and 2010 data is to examine changes in specific race combination groups, such as people who reported White as well as Black or African American—a population that grew by over one million people, increasing by 134 percent—and people who reported White as well as Asian—a population that grew by about three-quarters of a million people, increasing by 87 percent. These two groups exhibited significant growth in size and proportion since 2000, and they exemplify the important changes that have occurred among people who reported more than one race over the last decade.

This report looks at our nation's changing racial and ethnic diversity. It is part of a series that analyzes population and housing data collected from the 2010 Census and provides a snapshot of the population reporting multiple races in the United States.² Racial and ethnic population group distributions and growth at the national level and at lower levels of geography are presented.

¹ Census 2000 was the first decennial census to provide an option that allowed individuals to self-identify with more than one race.

² This report discusses data for the 50 states and the District of Columbia, but not Puerto Rico.

Figure 1.
Reproduction of the Question on
Race From the 2010 Census

8. What is this person's race? Mark *X* one or more boxes.

<input type="checkbox"/> White		
<input type="checkbox"/> Black, African Am., or Negro		
<input type="checkbox"/> American Indian or Alaska Native — Print name of enrolled principal tribe <i>g</i>		
<input type="checkbox"/> Asian Indian	<input type="checkbox"/> Japanese	<input type="checkbox"/> Native Hawaiian
<input type="checkbox"/> Chinese	<input type="checkbox"/> Korean	<input type="checkbox"/> Guamanian or Chamorro
<input type="checkbox"/> Filipino	<input type="checkbox"/> Vietnamese	<input type="checkbox"/> Samoan
<input type="checkbox"/> Other Asian — Print race for example, Hong, Laotian, Thai, Pakistani, Cambodian, and so on. <i>g</i>	<input type="checkbox"/> Other Pacific Islander — Print race for example, Fijian, Tongan, and so on. <i>g</i>	
<input type="checkbox"/> Some other race — Print race. <i>g</i>		

Source: U.S. Census Bureau, 2010 Census questionnaire.

This report also provides an overview of race and ethnicity concepts and definitions used in the 2010 Census. The data for this report are based on the *2010 Census Redistricting Data (Public Law 94-171) Summary File*, which was the first 2010 Census data product released with data on race and Hispanic origin and was provided to each state for use in drawing boundaries for legislative districts.³

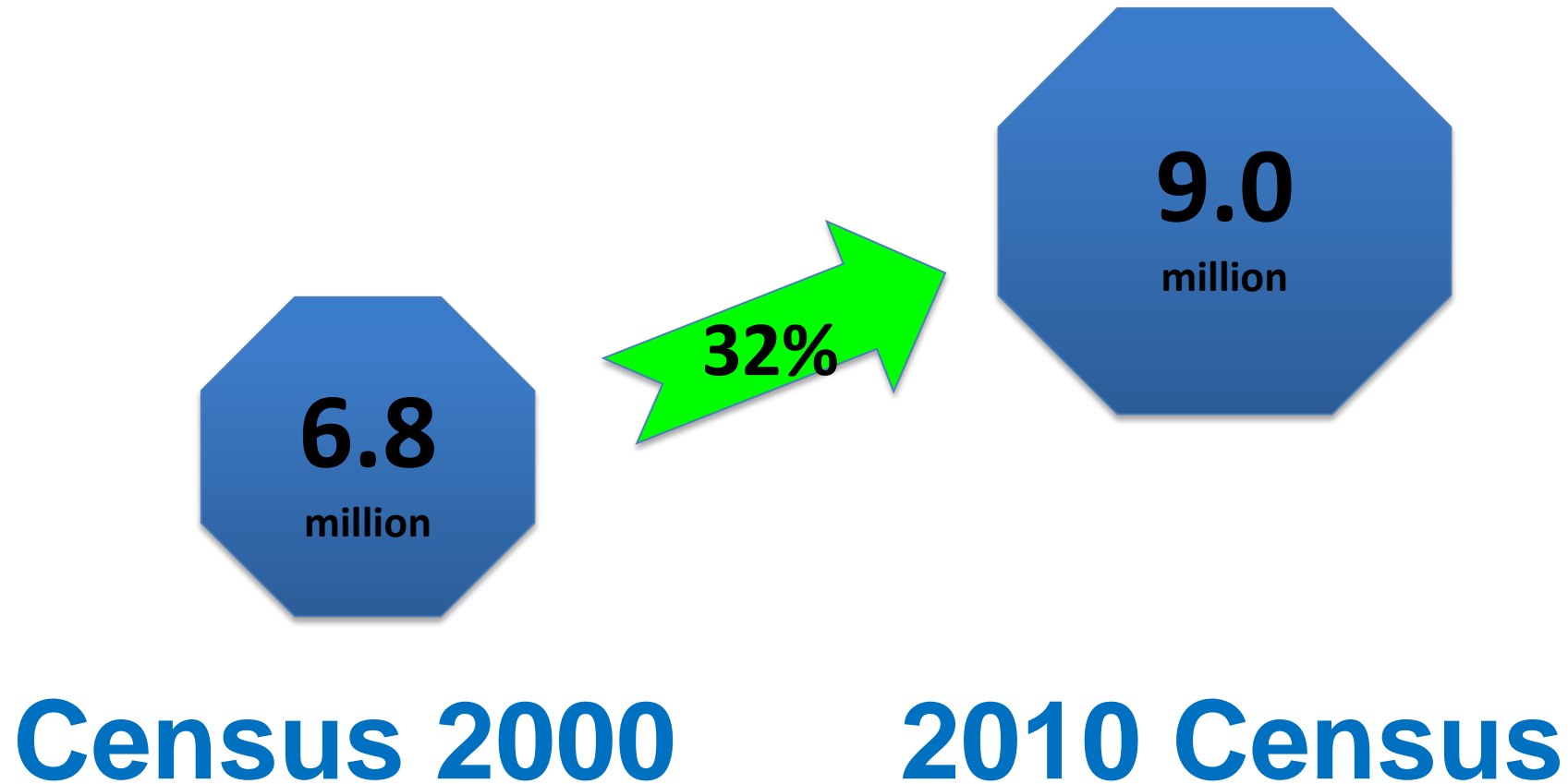
UNDERSTANDING RACE DATA FROM THE 2010 CENSUS

The 2010 Census used federal standards to collect and present data on race.

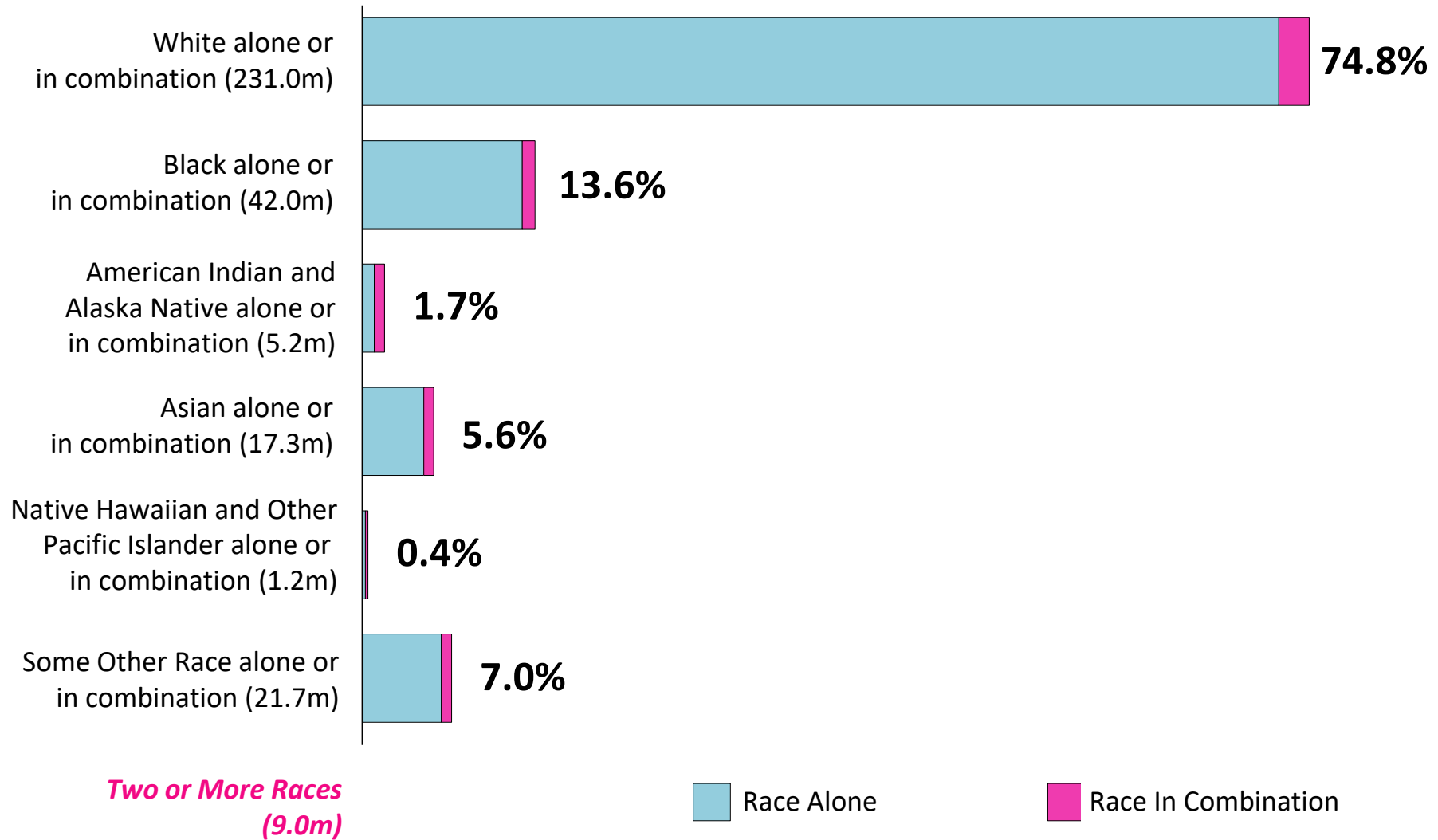
For the 2010 Census, the question on race was asked of individuals living in the United States (see Figure 1). An individual's response

³ The *2010 Census Redistricting Data (Public Law 94-171) Summary File* provides data on Hispanic origin and race, including information on the population reporting more than one race as well as detailed race combinations.

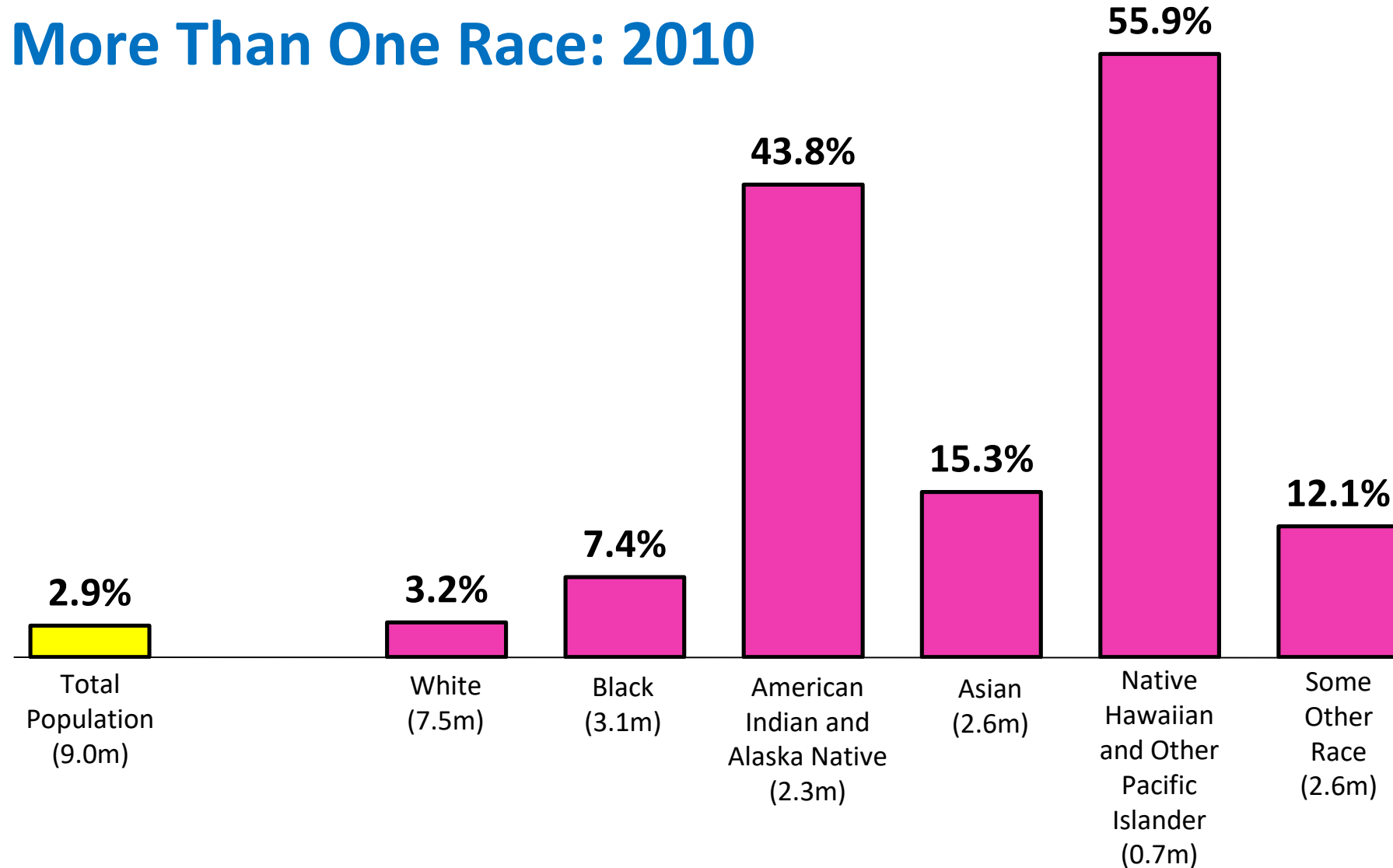
Growth of the Multiple-Race Population



2010 Census Race Alone or In Combination

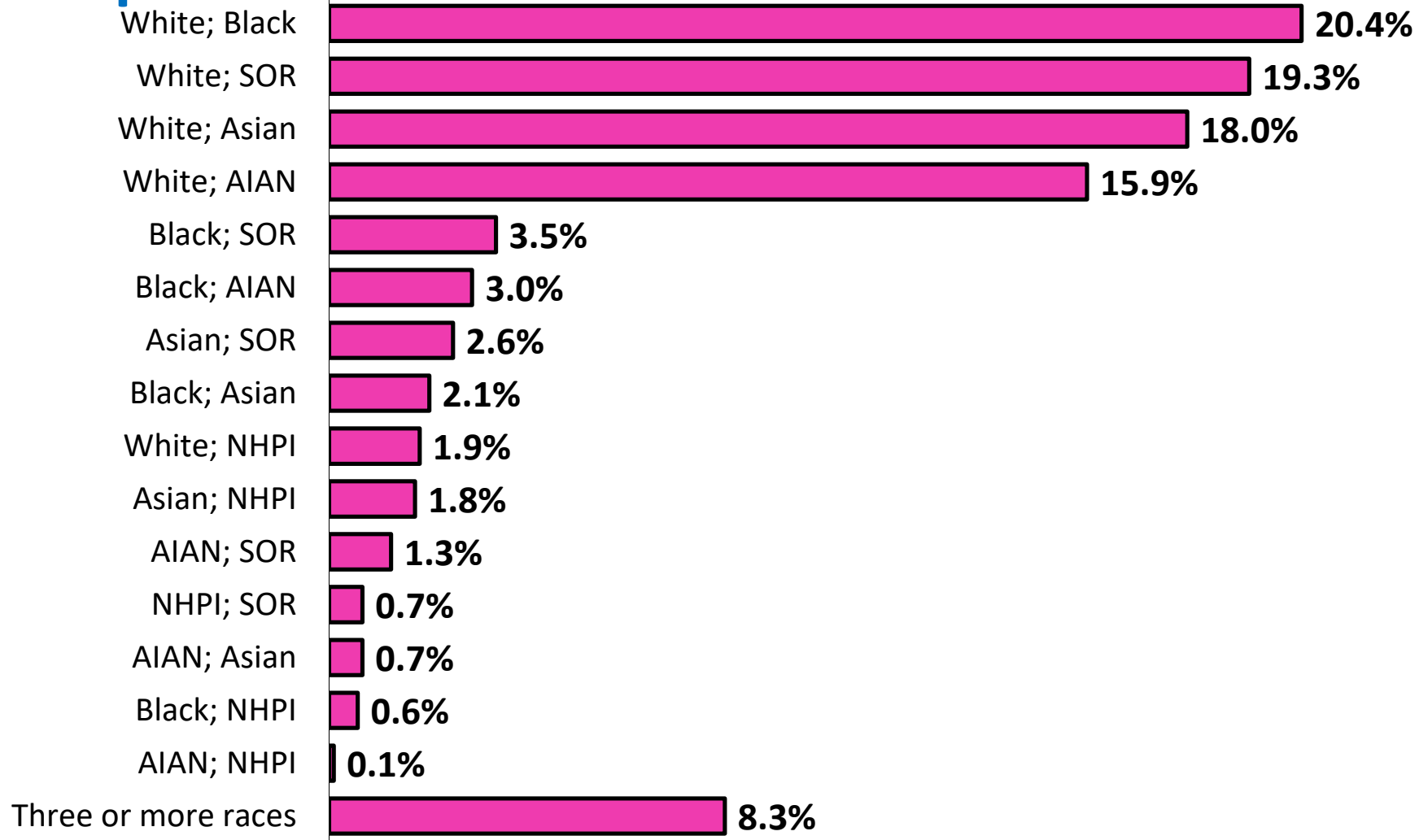


Percent of Major Race Group Reporting More Than One Race: 2010

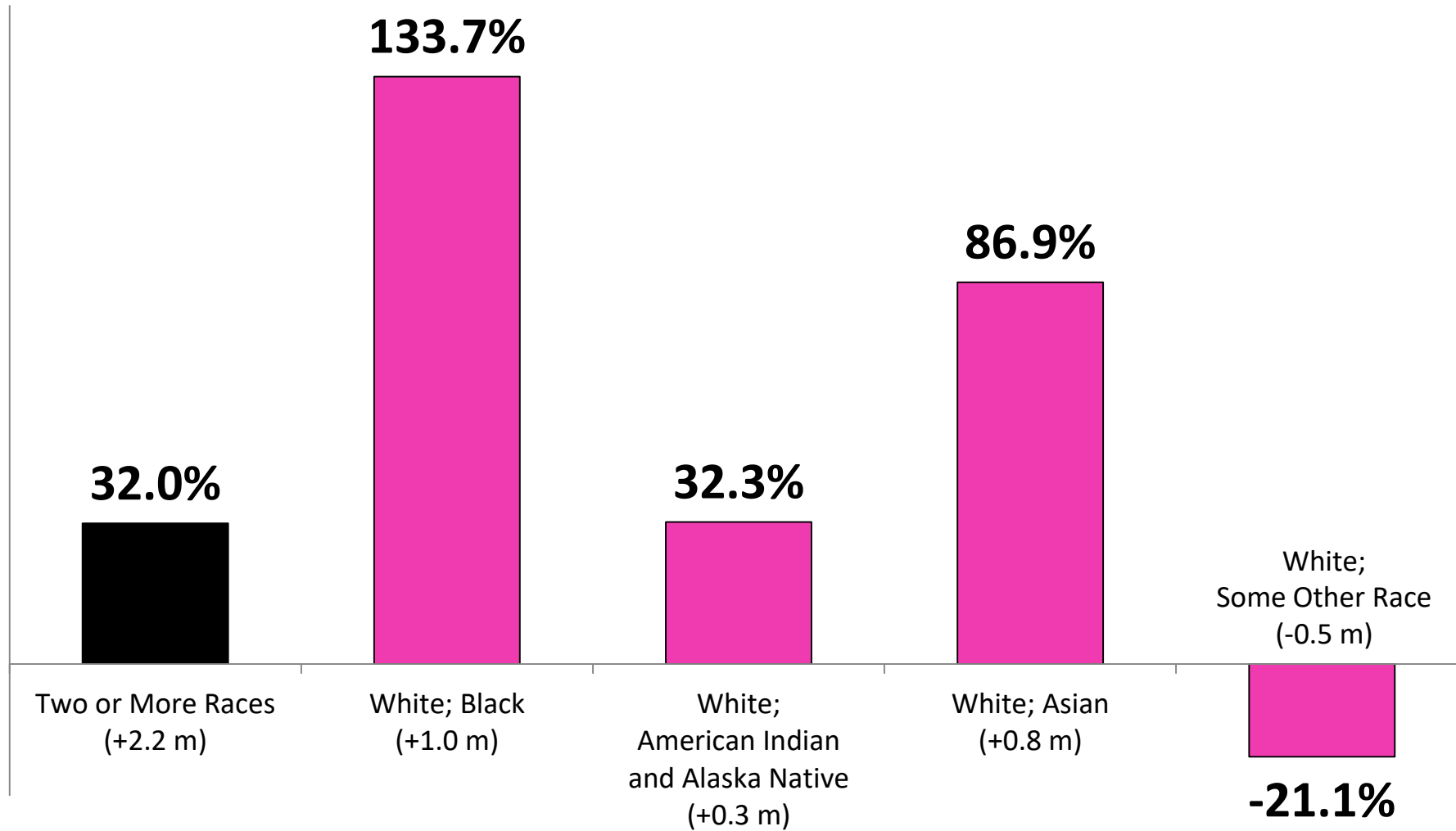


Note: Specified race group refers to the alone or in combination population.

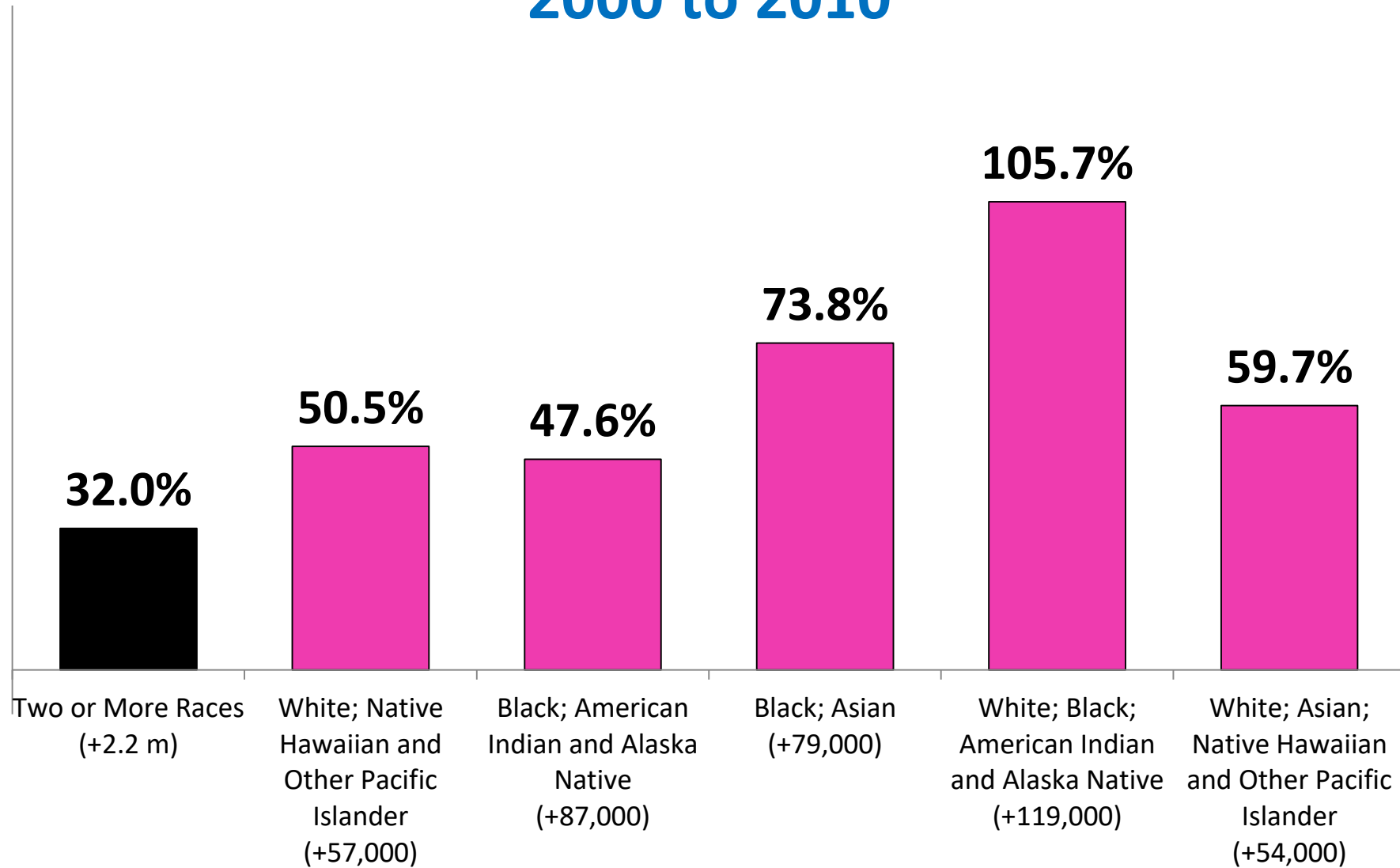
Percent Distribution of Multiple-Race Population: 2010



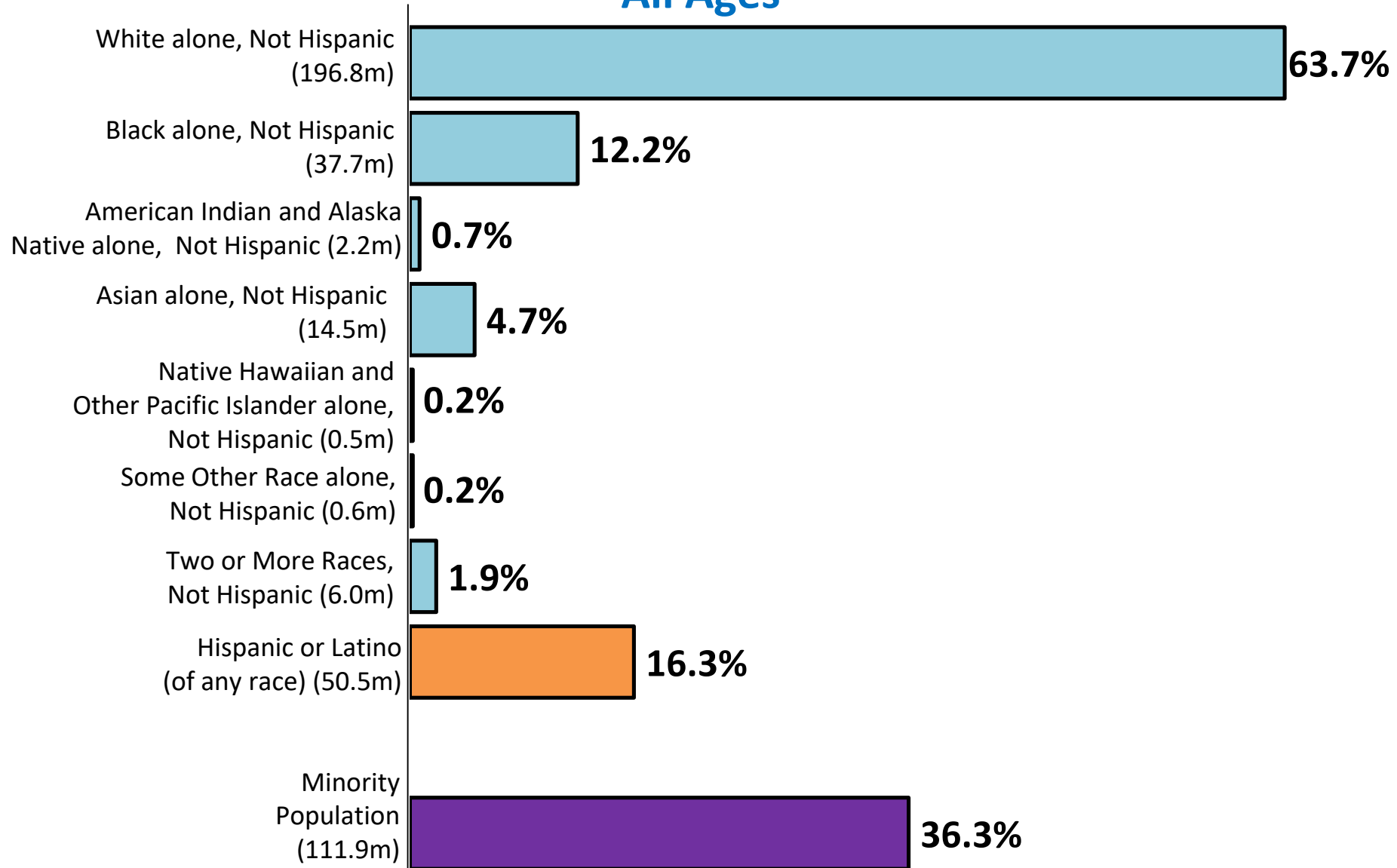
Change in Largest Multiple-Race Combinations: 2000 to 2010



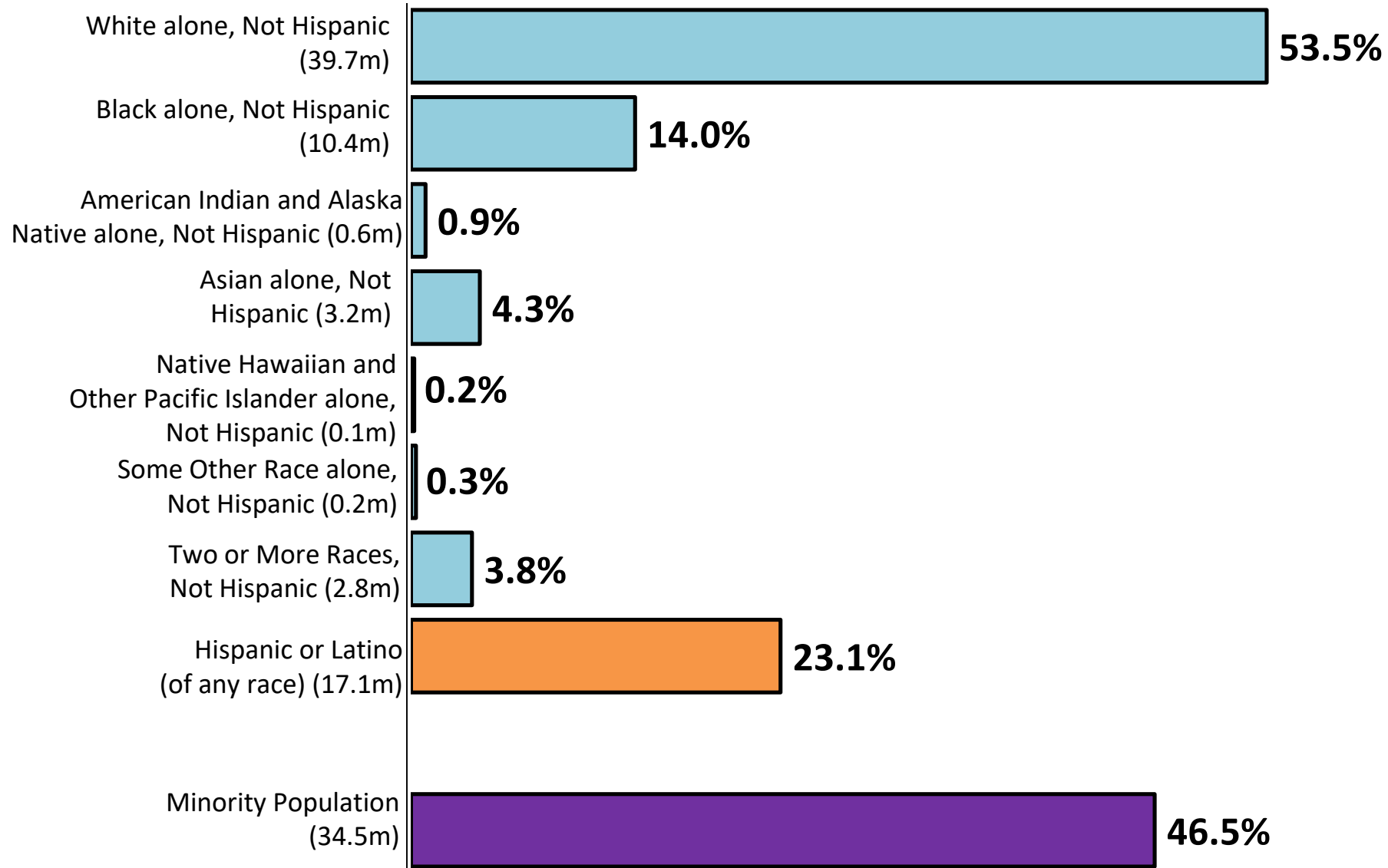
Change in Selected Multiple-Race Combinations: 2000 to 2010



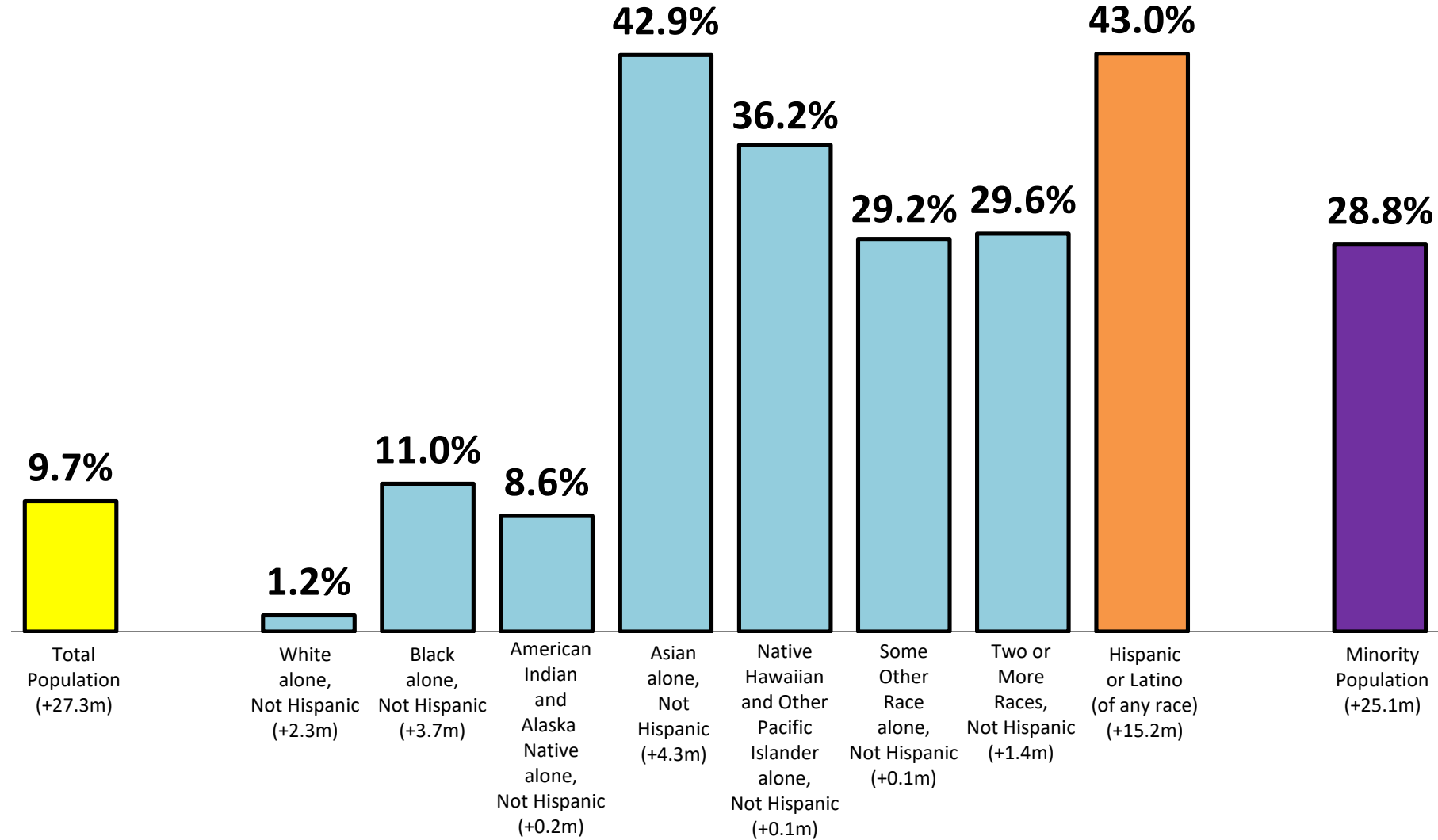
2010 Census Race, Hispanic Origin, Minority Distribution: All Ages



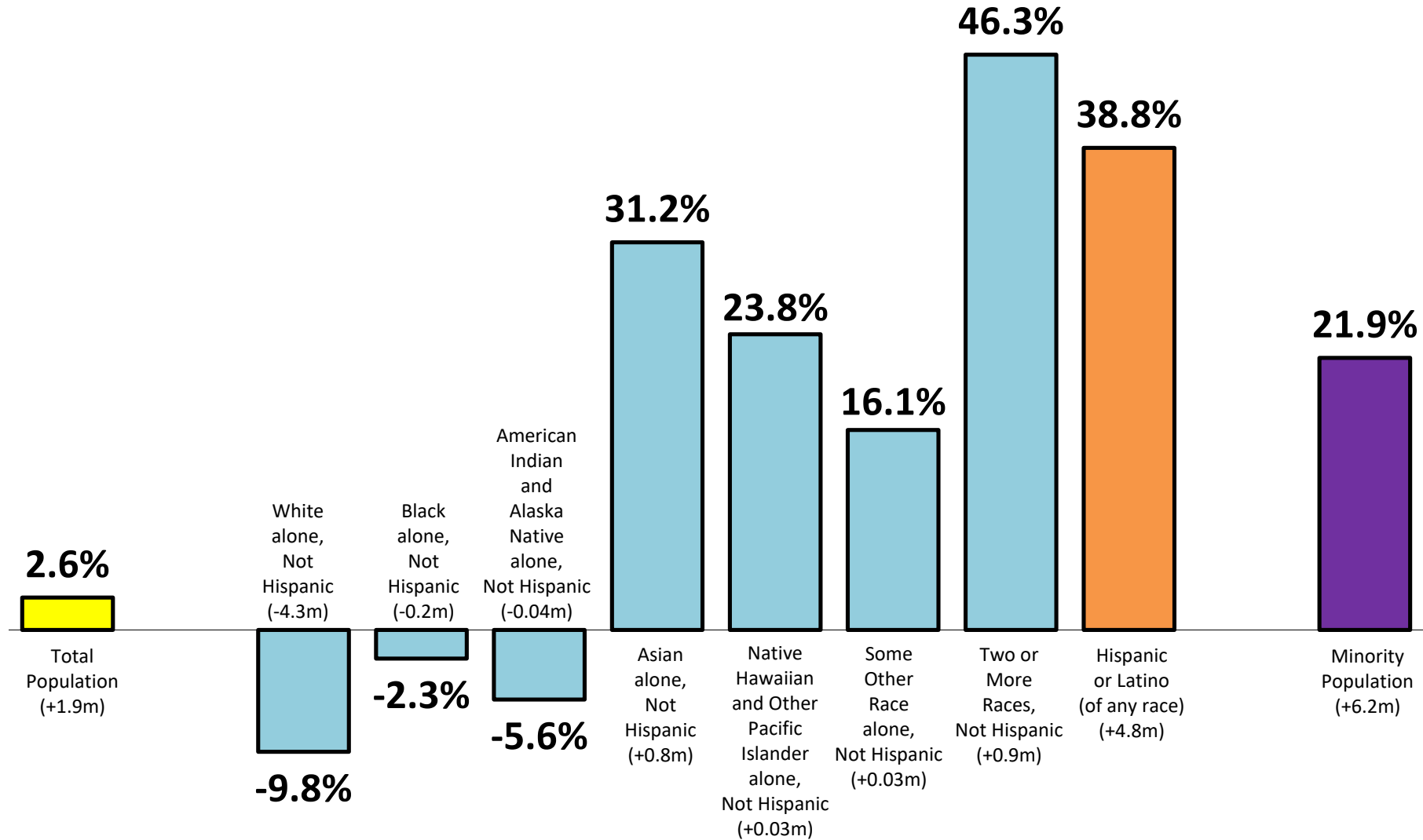
2010 Census Race, Hispanic Origin, Minority Distribution: Under Age 18



Percent Change 2000 to 2010: All Ages



Percent Change 2000 to 2010: Under Age 18



What may the future bring?

Research to Improve Race/Ethnicity Data: Results from the U.S. Census Bureau's 2015 National Content Test

Nicholas A. Jones, U.S. Census Bureau

Data Disaggregation Symposium

Atlanta, GA | June 8, 2017

2015 National Content Test (NCT)

- Census Day of September 1, 2015
- Large, nationally representative sample of 1.2 million addresses, including Puerto Rico
- Evaluate and compare different census content
- Refine estimates of national self-response and Internet response rates and continue testing different contact strategies for optimizing self-response
- Content reinterview with subsample of NCT respondents, to measure accuracy
- Overall response rate was 51.9%

Goals for 2015 NCT Race/Ethnicity Research

Key Dimensions to Explore

- Separate questions vs. combined question
- Middle Eastern or North African (MENA) category
- Instruction wording and terminology
- Web-based designs to improve question understanding and optimize reporting of detailed racial and ethnic groups

Question Format

Separate Questions

→ NOTE: Please answer BOTH Question 8 about Hispanic ethnicity and Question 9 about race. For this census, Hispanic ethnicities are not races.

8. Is Person 1 Hispanic, Latino, or Spanish?
Mark all boxes that apply AND print ethnicities in the spaces below.
Note, you may report more than one group.

No, not Hispanic, Latino, or Spanish
 Yes, Mexican, Mexican Am., Chicano
 Yes, Puerto Rican
 Yes, Cuban
 Yes, another Hispanic, Latino, or Spanish ethnicity – Print, for example, Salvadoran, Dominican, Colombian, Guatemalan, Spaniard, Ecuadorian, etc. ☞

9. What is Person 1's race?
Mark all boxes that apply AND print ethnicities in the spaces below.
Note, you may report more than one group.

White – Print, for example, German, Irish, English, Italian, Polish, French, etc. ☞

Black or African Am. – Print, for example, African American, Jamaican, Haitian, Nigerian, Ethiopian, Somali, etc. ☞

American Indian or Alaska Native – Print, for example, Navajo Nation, Blackfeet Tribe, Mayan, Aztec, Native Village of Barrow Inupiat Traditional Government, Nome Eskimo Community, etc. ☞

<input type="checkbox"/> Chinese	<input type="checkbox"/> Vietnamese	<input type="checkbox"/> Native Hawaiian
<input type="checkbox"/> Filipino	<input type="checkbox"/> Korean	<input type="checkbox"/> Samoan
<input type="checkbox"/> Asian Indian	<input type="checkbox"/> Japanese	<input type="checkbox"/> Chamorro
<input type="checkbox"/> Other Asian – Print, for example, Pakistani, Cambodian, Hmong, etc. ☞	<input type="checkbox"/> Other Pacific Islander – Print, for example, Tongan, Fijian, Marshallese, etc. ☞	

Middle Eastern or North African – Print, for example, Lebanese, Iranian, Egyptian, Syrian, Moroccan, Algerian, etc. ☞

Some other race – Print race or ethnicity. ☞

Combined Question with Write-Ins

8. What is Person 1's race or origin?
Mark all boxes that apply AND print origins in the spaces below.
Note, you may report more than one group.

White – Print, for example, German, Irish, English, Italian, Polish, French, etc. ☞

Hispanic, Latino, or Spanish origin – Print, for example, Mexican or Mexican American, Puerto Rican, Cuban, Salvadoran, Dominican, Colombian, etc. ☞

Black or African Am. – Print, for example, African American, Jamaican, Haitian, Nigerian, Ethiopian, Somali, etc. ☞

Asian – Print, for example, Chinese, Filipino, Asian Indian, Vietnamese, Korean, Japanese, etc. ☞

American Indian or Alaska Native – Print, for example, Navajo Nation, Blackfeet Tribe, Mayan, Aztec, Native Village of Barrow Inupiat Traditional Government, Nome Eskimo Community, etc. ☞

Middle Eastern or North African – Print, for example, Lebanese, Iranian, Egyptian, Syrian, Moroccan, Algerian, etc. ☞

Native Hawaiian or Other Pacific Islander – Print, for example, Native Hawaiian, Samoan, Chamorro, Tongan, Fijian, Marshallese, etc. ☞

Some other race or origin – Print race or origin. ☞

Combined Question with Checkboxes

8. Which categories describe Person 1?
Mark all boxes that apply AND print details in the spaces below.
Note, you may report more than one group.

WHITE – Provide details below.

<input type="checkbox"/> German	<input type="checkbox"/> Irish	<input type="checkbox"/> English
<input type="checkbox"/> Italian	<input type="checkbox"/> Polish	<input type="checkbox"/> French

Print, for example, Scottish, Norwegian, Dutch, etc. ☞

HISPANIC, LATINO, OR SPANISH – Provide details below.

<input type="checkbox"/> Mexican or Mexican American	<input type="checkbox"/> Puerto Rican	<input type="checkbox"/> Cuban
<input type="checkbox"/> Salvadoran	<input type="checkbox"/> Dominican	<input type="checkbox"/> Colombian

Print, for example, Guatemalan, Spaniard, Ecuadorian, etc. ☞

BLACK OR AFRICAN AM. – Provide details below.

<input type="checkbox"/> African American	<input type="checkbox"/> Jamaican	<input type="checkbox"/> Haitian
<input type="checkbox"/> Nigerian	<input type="checkbox"/> Ethiopian	<input type="checkbox"/> Somali

Print, for example, Ghanaian, South African, Barbadian, etc. ☞

ASIAN – Provide details below.

<input type="checkbox"/> Chinese	<input type="checkbox"/> Filipino	<input type="checkbox"/> Asian Indian
<input type="checkbox"/> Vietnamese	<input type="checkbox"/> Korean	<input type="checkbox"/> Japanese

Print, for example, Pakistani, Cambodian, Hmong, etc. ☞

AMERICAN INDIAN OR ALASKA NATIVE – Provide details below.

<input type="checkbox"/> American Indian	<input type="checkbox"/> Alaska Native	<input type="checkbox"/> Central or South American Indian
--	--	---

Print, for example, Navajo Nation, Blackfeet Tribe, Mayan, Aztec, Native Village of Barrow Inupiat, Nome Eskimo Community, etc. ☞

MIDDLE EASTERN OR NORTH AFRICAN – Provide details below.

<input type="checkbox"/> Lebanese	<input type="checkbox"/> Iranian	<input type="checkbox"/> Egyptian
<input type="checkbox"/> Syrian	<input type="checkbox"/> Moroccan	<input type="checkbox"/> Algerian

Print, for example, Israeli, Iraqi, Tunisian, etc. ☞

NATIVE HAWAIIAN OR OTHER PACIFIC ISLANDER – Provide details below.

<input type="checkbox"/> Native Hawaiian	<input type="checkbox"/> Samoan	<input type="checkbox"/> Chamorro
<input type="checkbox"/> Tongan	<input type="checkbox"/> Fijian	<input type="checkbox"/> Marshallese

Print, for example, Palauan, Tahitian, Chuukese, etc. ☞

SOME OTHER RACE, ETHNICITY, OR ORIGIN – Print below. ☞

Instructions and Terminology

Instruction Wording:

- *Mark [X] one or more boxes.*
- *Mark all boxes that apply...*

Note, you may report more than one group.

Alternatives for Terminology:

- “Race,” “Origin,” “Ethnicity”

What is Person 1’s race or origin?

What is Person 1’s race or ethnicity?

- Which categories describe you?

Which categories describe Person 1?

Reinterview

- About one-in-eight respondents from the initial survey were selected to participate in the reinterview by phone
- Reinterview response rate was 56.5%
- Probed more extensively into the racial/ethnic background of respondents
- Ascertained respondents' "true" racial/ethnic identity for comparison to their initial responses

Reinterview Questions

- Open-ended question that asked “What is your race, ethnicity, or origin?”
- Series of yes/no questions for each of the major race/ethnicity categories
 - Each “yes” response prompted a question asking for the detailed origin
 - Additional followup question for those who said yes only to Hispanic question
- The final question related to race and ethnicity was about how the respondent was perceived by others

Web-Based Designs

Separate Question for Hispanic Origin

Separate Question for Race

AN OFFICIAL WEBSITE OF THE UNITED STATES GOVERNMENT

United States[™]
Census Bureau

2015 National Content Test

Instructions FAQs Save and Log Out

Is NAME of Hispanic, Latino, or Spanish origin?
Select one or more boxes AND enter origins.

(Help)

No, not of Hispanic, Latino, or Spanish origin

Yes, Mexican, Mexican Am., Chicano

Yes, Puerto Rican

Yes, Cuban

Yes, another Hispanic, Latino, or Spanish origin
Enter, for example, Salvadoran, Dominican, Colombian, Guatemalan, Spaniard, Ecuadorian, etc.

OMB No.: 0637-0985 Approval Expires: 6/30/2018

Accessibility Privacy Security

AN OFFICIAL WEBSITE OF THE UNITED STATES GOVERNMENT

United States[™]
Census Bureau

2015 National Content Test

Instructions FAQs Save and Log Out

What is NAME's race? (Help)
Select one or more boxes AND enter origins.

White
Enter, for example, German, Irish, English, Italian, Lebanese, Egyptian, etc.

Black or African Am.
Enter, for example, African American, Jamaican, Haitian, Nigerian, Ethiopian, Somali, etc.

American Indian or Alaska Native
Enter name of enrolled or principal tribe(s), for example, Navajo Nation, Blackfoot Tribe, Mayan, Aztec, Native Village of Barrow Inupiat Traditional Government, Nome Eskimo Community, etc.

Chinese

Filipino

Asian Indian

Vietnamese

Korean

Japanese

Other Asian
Enter, for example, Pakistani, Cambodian, Hmong, etc.

Native Hawaiian

Samoan

Chamorro

Other Pacific Islander
Enter, for example, Tongan, Fijian, Marshallese, etc.

Some other race or origin
Enter race or origin

OMB No.: 0607-0985 Approval Expires: 6/30/2018

Accessibility Privacy Security

Web-Based Designs

Combined Question for Race and Ethnicity with Write-In Areas

AN OFFICIAL WEBSITE OF THE UNITED STATES GOVERNMENT

United States[™]
Census Bureau

2015 National Content Test

What is NAME's race or origin? (Help)
Select all boxes that apply.
Note, you may report more than one group.

- White
For example, German, Irish, English, Italian, Polish, French, et
- Hispanic, Latino, or Spanish origin
For example, Mexican or Mexican American, Puerto Rican, Cu
- Black or African Am.
For example, African American, Jamaican, Haitian, Nigerian, E
- Asian
For example, Chinese, Filipino, Asian Indian, Vietnamese, Kor
- American Indian or Alaska Native
For example, Navajo Nation, Blackfeet Tribe, Mayan, Aztec, N
- Middle Eastern or North African
For example, Lebanese, Iranian, Egyptian, Syrian, Moroccan, i
- Native Hawaiian or Other Pacific Islander
For example, Native Hawaiian, Samoan, Chamorro, Tongan, F
- Some other race or origin

OMB No.: 0607-0985 Approval Expires: 6/30/2018

AN OFFICIAL WEBSITE OF THE UNITED STATES GOVERNMENT

United States[™]
Census Bureau

2015 National Content Test

Next, we will collect detailed information for each race or origin selected.

You said that NAME is:

- White
- Hispanic, Latino, or Spanish
- Black or African Am.
- Asian
- American Indian or Alaska Native
- Middle Eastern or North African
- Native Hawaiian or Other Pacific Islander
- Some other race or origin

What are NAME's White origins? — Enter, for example, German, Irish, English, Ital group. (Help)

OMB No.: 0607-0985 Approval Expires: 6/30/2018

AN OFFICIAL WEBSITE OF THE UNITED STATES GOVERNMENT

United States[™]
Census Bureau

2015 National Content Test

[Instructions](#) [FAQs](#) [Save and Log Out](#)

You said that NAME is:

- White
- Hispanic, Latino, or Spanish
- Black or African Am.
- Asian
- American Indian or Alaska Native
- Middle Eastern or North African
- Native Hawaiian or Other Pacific Islander
- Some other race or origin

What are NAME's Asian origins? — Enter, for example, Chinese, Filipino, Asian Indian, Vietnamese, Korean, Japanese, etc. Note, you may report more than one group. (Help)

OMB No.: 0607-0985 Approval Expires: 6/30/2018

[Accessibility](#) [Privacy](#) [Security](#)

Web-Based Designs

Combined Question for Race and Ethnicity with Detailed Checkboxes

AN OFFICIAL WEBSITE OF THE UNITED STATES GOVERNMENT

United States[™]
Census
Bureau

2015 National Content Test

Which categories describe NAME? (Help)
Select all boxes that apply.
Note, you may report more than one group.

- White
For example, German, Irish, English, Italian, Polish, French, etc.
- Hispanic, Latino, or Spanish
For example, Mexican or Mexican American, Puerto Rican, Cuban,
- Black or African Am.
For example, African American, Jamaican, Haitian, Nigerian, Ethiop
- Asian
For example, Chinese, Filipino, Asian Indian, Vietnamese, Korean,.
- American Indian or Alaska Native
For example, Navajo Nation, Blackfeet Tribe, Mayan, Aztec, Native
- Middle Eastern or North African
For example, Lebanese, Iranian, Egyptian, Syrian, Moroccan, Alger
- Native Hawaiian or Other Pacific Islander
For example, Native Hawaiian, Samoan, Chamorro, Tongan, Fijian,
- Some other race, ethnicity, or origin

OMB No.: 0607-0985 Approval Expires: 6/30/2018

AN OFFICIAL WEBSITE OF THE UNITED STATES GOVERNMENT

United States[™]
Census
Bureau

2015 National Content Test

You said that NAME is:

- White
- Hispanic, Latino, or Spanish
- Black or African Am.
- Asian
- American Indian or Alaska Native
- Middle Eastern or North African
- Native Hawaiian or Other Pacific Islander
- Some other race, ethnicity, or origin

What are NAME's specific Hispanic, Latino, or Spanish categories? — Select all boxes that apply and/or enter categories in the space below. Note, you may report more than one group. (Help)

- Mexican or Mexican American
- Puerto Rican
- Cuban
- Salvadoran
- Dominican
- Colombian

Enter, for example, Guatemalan, Spaniard, Ecuadorean, etc.

OMB No.: 0607-0985 Approval Expires: 6/30/2018

AN OFFICIAL WEBSITE OF THE UNITED STATES GOVERNMENT

United States[™]
Census
Bureau

2015 National Content Test

Instructions FAQs Save and Log Out

You said that NAME is:

- White
- Hispanic, Latino, or Spanish
- Black or African Am.
- Asian
- American Indian or Alaska Native
- Middle Eastern or North African
- Native Hawaiian or Other Pacific Islander
- Some other race, ethnicity, or origin

What are NAME's specific Black or African Am. categories? — Select all boxes that apply and/or enter categories in the space below. Note, you may report more than one group. (Help)

- African American
- Jamaican
- Haitian
- Nigerian
- Ethiopian
- Somali

Enter, for example, Ghanaian, South African, Barbadian, etc.

OMB No.: 0607-0985 Approval Expires: 6/30/2018

Accessibility Privacy Security

Wording of the Question Instructions

- Control

- Internet: *Select one or more boxes.*

- Paper: *Mark one or more boxes **AND** print origins.*

- Experiment

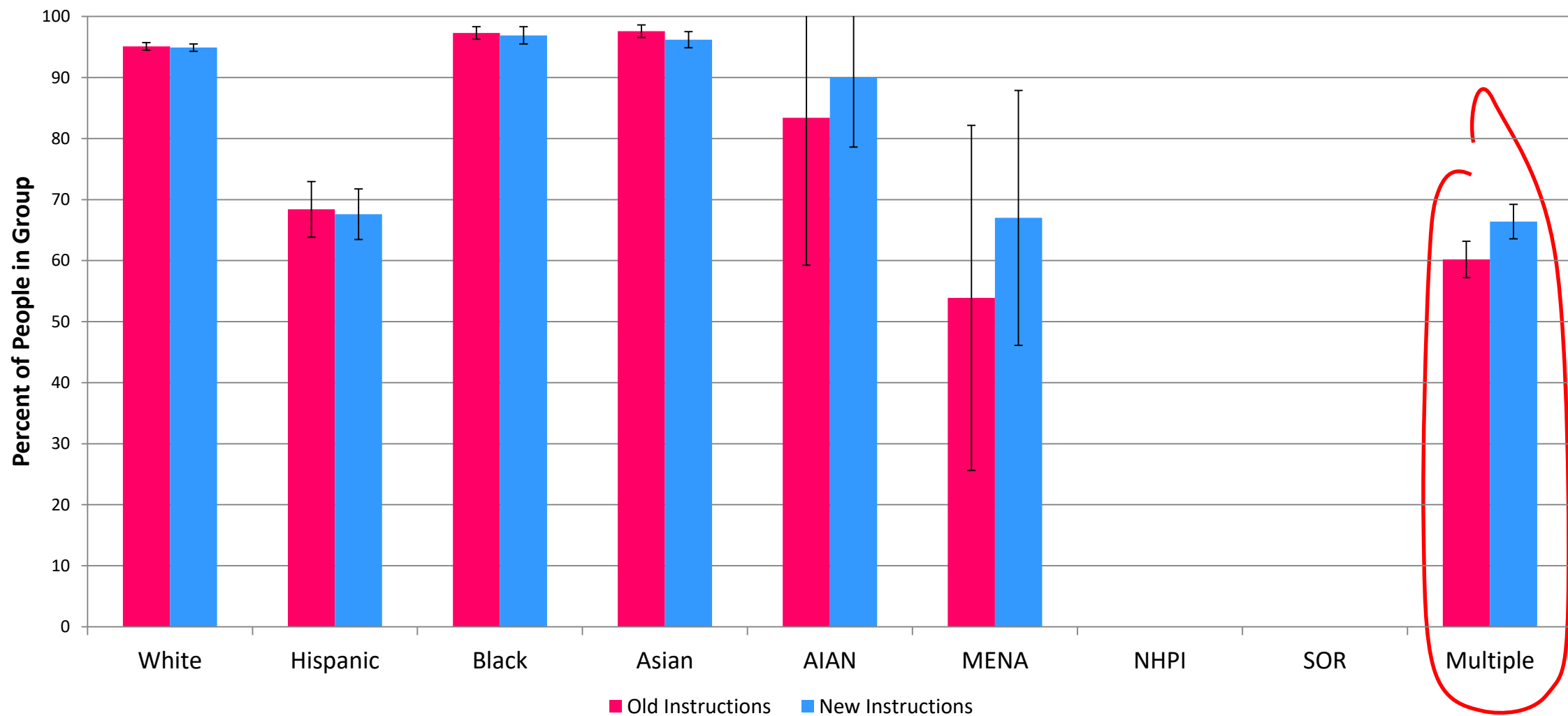
- Internet: *Select all boxes that apply.*

- Note, you may report more than one group.*

- Paper:

- Mark all boxes that apply **AND** print origins in the spaces below.*
 - Note, you may report more than one group.*

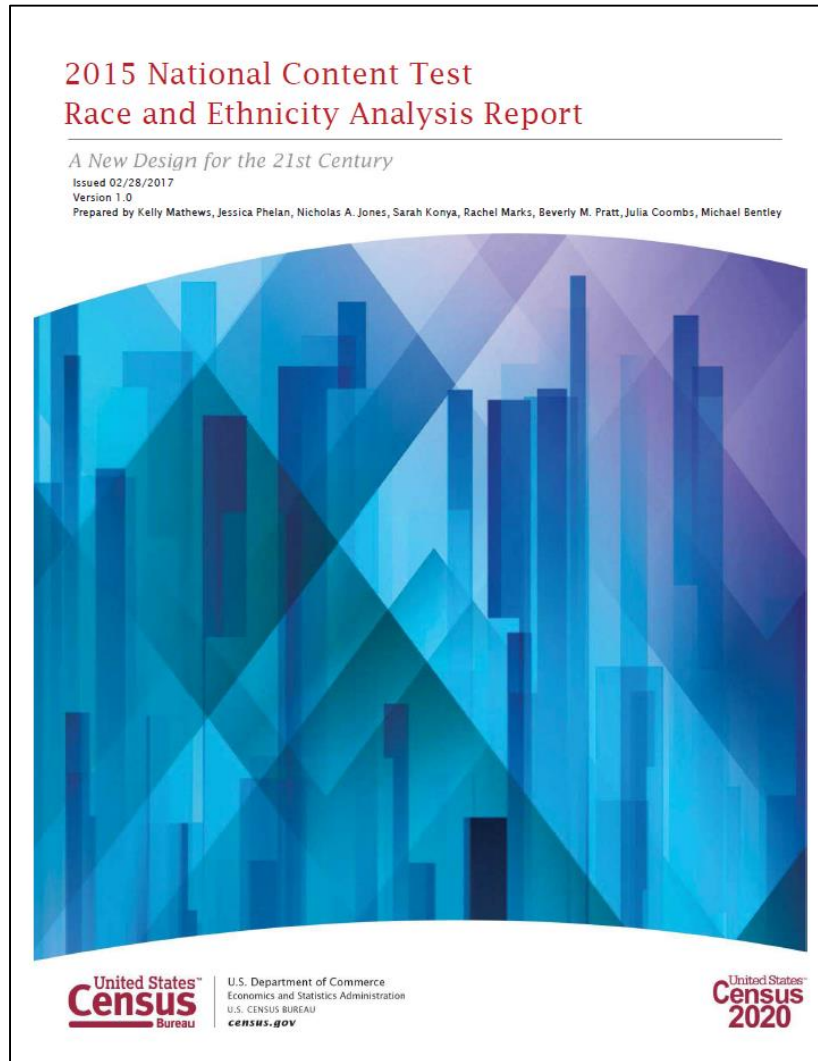
Consistency Between Self-Response and Reinterview for Major Race/Ethnicity Groups by Instructions



Summary of Findings for Instructions

- Few changes in race or ethnicity distributions
- Few differences in the rate of consistency
 - Responses with multiple race groups saw a significant increase in consistency when using the new instruction


2015 NCT Report on Race & Ethnicity



Visit:

www.census.gov/2020census

Select:



Open:

**2015 National Content Test
Race and Ethnicity
Analysis Report**



Video on 2015 NCT Report

Press Kit: 2015 National Content Test

February 28, 2017



Presentation

-  Overview of 2015 National Content Test Analysis Report on Race and Ethnicity [2.3 MB]
-  Remarks on Video for 2015 NCT Race and Ethnicity Analysis Report [<1.0 MB]



<https://census.gov/newsroom/press-kits/2017/nct.html>

Optimal Elements from 2015 NCT Research

8. What is Person 1's race or ethnicity?
Mark all boxes that apply AND print ethnicities in the spaces below.
Note, you may report more than one group.

WHITE – Provide details below.

<input type="checkbox"/> German	<input type="checkbox"/> Irish	<input type="checkbox"/> English
<input type="checkbox"/> Italian	<input type="checkbox"/> Polish	<input type="checkbox"/> French

Print, for example, Scottish, Norwegian, Dutch, etc.

HISPANIC, LATINO, OR SPANISH – Provide details below.

<input type="checkbox"/> Mexican or Mexican American	<input type="checkbox"/> Puerto Rican	<input type="checkbox"/> Cuban
<input type="checkbox"/> Salvadoran	<input type="checkbox"/> Dominican	<input type="checkbox"/> Colombian

Print, for example, Guatemalan, Spaniard, Ecuadorian, etc.

BLACK OR AFRICAN AMERICAN – Provide details below.

<input type="checkbox"/> African American	<input type="checkbox"/> Jamaican	<input type="checkbox"/> Haitian
<input type="checkbox"/> Nigerian	<input type="checkbox"/> Ethiopian	<input type="checkbox"/> Somali

Print, for example, Ghanaian, South African, Barbadian, etc.

ASIAN – Provide details below.

<input type="checkbox"/> Chinese	<input type="checkbox"/> Filipino	<input type="checkbox"/> Asian Indian
<input type="checkbox"/> Vietnamese	<input type="checkbox"/> Korean	<input type="checkbox"/> Japanese

Print, for example, Pakistani, Cambodian, Hmong, etc.

AMERICAN INDIAN OR ALASKA NATIVE – Print, for example, Navajo Nation, Blackfeet Tribe, Mayan, Aztec, Native Village of Barrow Inupiat Traditional Government, Tlingit, etc.

MIDDLE EASTERN OR NORTH AFRICAN – Provide details below.

<input type="checkbox"/> Lebanese	<input type="checkbox"/> Iranian	<input type="checkbox"/> Egyptian
<input type="checkbox"/> Syrian	<input type="checkbox"/> Moroccan	<input type="checkbox"/> Algerian

Print, for example, Israeli, Iraqi, Tunisian, etc.

NATIVE HAWAIIAN OR OTHER PACIFIC ISLANDER – Provide details below.

<input type="checkbox"/> Native Hawaiian	<input type="checkbox"/> Samoan	<input type="checkbox"/> Chamorro
<input type="checkbox"/> Tongan	<input type="checkbox"/> Fijian	<input type="checkbox"/> Marshallese

Print, for example, Palauan, Tahitian, Chuukese, etc.

SOME OTHER RACE OR ETHNICITY – Print details.

Question Format:

combined question with detailed checkboxes

Middle Eastern or North African category

Instructions:

Select all boxes that apply ...

Note, you may report more than one group.

Terminology:

race or ethnicity

2015 NCT Outreach & Engagement

The Leadership Conference

NATIONAL COUNCIL OF ASIAN PACIFIC AMERICANS
NCAPA

UNITED STATES CONGRESS

ASIAN AMERICANS ADVANCING JUSTICE

ASA
American Sociological Association

NALEO Educational Fund

CBC
CONGRESSIONAL BLACK CAUCUS

AAPOR

CONGRESSional PACIFIC AMERICANS CAUCUS
CAPAC

THE NATIONAL Coalition on Black Civic Participation

INSTITUTE OF CARIBBEAN STUDIES

NAACP
FOUNDED 1909
NATIONAL ASSOCIATION FOR THE ADVANCEMENT OF COLORED PEOPLE

Census Scientific Advisory Committee

Census National Advisory Committee on Racial, Ethnic, and Other Populations

CHA
OFFICE OF HAWAIIAN AFFAIRS

NATIONAL CONGRESS OF AMERICAN INDIANS

NiLP
NATIONAL INSTITUTE FOR LATINO POLICY

ADC
American-Arab Anti-Discrimination Committee

CHALDEAN FEDERATION OF AMERICA

Congressional Hispanic Caucus Institute, Inc.
CHCI

Arab American Institute

APIAHF
ASIAN & PACIFIC ISLANDER AMERICAN HEALTH FORUM

PAAIA
Public Affairs Alliance of Iranian Americans

Papa Ola Lokahi

MAVIN FOUNDATION

PROJECT RACE
Reclassify All Children Equally

National Urban League

saalt
SOUTH ASIAN AMERICANS LEADING TOGETHER

afrolatin@forum

UNITED SIKHS
Recognize the Human Race as One

Population Association of America

Potential New Tabulation Categories for 2020 Census

Total:
Population of one Race or Ethnicity
White alone
Hispanic or Latino alone
Black or African American alone
Asian alone
American Indian and Alaska Native alone
Middle Eastern and North African alone
Native Hawaiian and Other Pacific Islander alone
Some Other Race alone
Population of Two or More Responses

If a combined question is approved by OMB: *under review now!*

If MENA is approved as a minimum category by OMB: *under review now!*

Potential Future Mapping: Hispanic *and* Black

8. What is Person 1's race or ethnicity?
Mark all boxes that apply AND print ethnicities in the spaces below.
Note, you may report more than one group.

WHITE – Provide details below.

German Irish English
 Italian Polish French

Print, for example, Scottish, Norwegian, Dutch, etc.

HISPANIC, LATINO, OR SPANISH – Provide details below.

Mexican or Mexican American Puerto Rican Cuban
 Salvadoran Dominican Colombian

Print, for example, Guatemalan, Spaniard, Ecuadorian, etc.

BLACK OR AFRICAN AMERICAN – Provide details below.

African American Jamaican Haitian
 Nigerian Ethiopian Somali

Print, for example, Ghanaian, South African, Barbadian, etc.

ASIAN – Provide details below.

Chinese Filipino Asian Indian
 Vietnamese Korean Japanese

Print, for example, Pakistani, Cambodian, Hmong, etc.

AMERICAN INDIAN OR ALASKA NATIVE – Print, for example, Navajo Nation, Blackfeet Tribe, Mayan, Aztec, Native Village of Barrow Inupiat Traditional Government, Tlingit, etc.

MIDDLE EASTERN OR NORTH AFRICAN – Provide details below.

Lebanese Iranian Egyptian
 Syrian Moroccan Algerian

Print, for example, Israeli, Iraqi, Tunisian, etc.

NATIVE HAWAIIAN OR OTHER PACIFIC ISLANDER – Provide details below.

Native Hawaiian Samoan Chamorro
 Tongan Fijian Marshallese

Print, for example, Palauan, Tahitian, Chuukese, etc.

SOME OTHER RACE OR ETHNICITY – Print details.

Total:
Population of one Race or Ethnicity
White alone
Hispanic or Latino alone
Black or African American alone
Asian alone
American Indian and Alaska Native alone
Middle Eastern and North African alone
Native Hawaiian and Other Pacific Islander alone
Some Other Race alone
Population of Two or More Responses

... White *and* Hispanic
 ... White *and* Black
 ... Hispanic *and* Black
 ... Black *and* Asian
 ...etc.

Potential Tabulations for 2020: Hispanic *and* Black

Minimum

Total:
White alone
Hispanic alone
Black alone
Asian alone
AIAN alone
MENA alone
NHPI alone
SOR alone
Two or More Responses

Maximum

Total:
<i>* Note: Adds to more than 100%</i>
White alone or in combination
Hispanic alone or in combination
Black alone or in combination
Asian alone or in combination
AIAN alone or in combination
MENA alone or in combination
NHPI alone or in combination
SOR alone or in combination

Multiple Responses

Total:
White <i>and</i> Hispanic
White <i>and</i> Black
White <i>and</i> Asian
White <i>and</i> AIAN
White <i>and</i> MENA
White <i>and</i> NHPI
White <i>and</i> SOR
Hispanic <i>and</i> Black
Hispanic <i>and</i> Asian
...
Black <i>and</i> AIAN
Black <i>and</i> MENA
... etc. (repeat for all combinations)

... Hispanic *and* Black

Timeline for 2020 Census

- Discuss 2015 NCT Research with Advisors, Stakeholders, Researchers, Public **(Spring 2017)**
- Prepare and Submit Question Design for 2018 End-to-End Census Test **(Spring - Summer 2017)**
- OMB Decides on Race/Ethnicity Standards **(Fall - Winter 2017)**
- Prepare and Submit Final Question Wording for 2020 Census **(Winter 2018 - Spring 2018)**
- Prepare for 2020 Census

QUESTIONS

DISCUSSION